



# Solenoid valve 3/2 way N.C. Direct acting - NSF Certified

31A1BA1R15-VOT3

## PRESENTATION:

Direct acting S.V. for interception of fluids compatible with the construction materials.

Minimum operational pressure is not required.

The materials used and the tests carried out ensure maximum reliability and duration.

USE: Vending

PIPES: subplate mounting

COIL: 8W - Ø 13  
BDA - BSA 155°C (class F)  
BDV 180°C (class H)

**COIL HOUSING AND COIL FORMER MATERIAL ARE MADE BY 100% VIRGIN MATERIAL.**

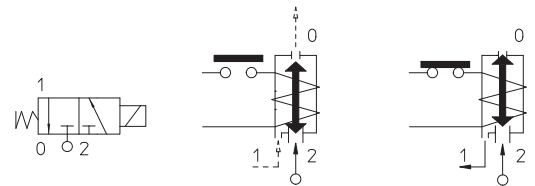
Max. allowable pressure (PS) 40 bar

Ambient temperature:

See coils catalogue page for its compatibility.



Gaskets	Temperature		Medium
R=RUBY V=FKM (fluoroelastomer)	- 10°C	+140°C	Water, air, steam



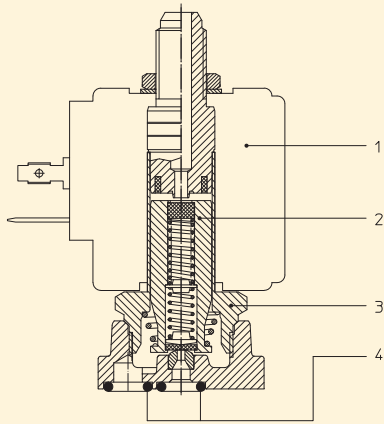
Pipe	Code	Max viscosity		Ø mm	Kv l/mn	Power watt	Pressure		
		cSt	°E				min bar	M.O.P.D. AC bar DC bar	
SUBPLATE MOUNTING	31A1BA1R15-VOT3	-	-	1,5*	1,4	8	0	15	15



## Note

\* 3rd way exhaust= Ø 2,5 mm | Available on request and with minimum quantities.

The "ODE" reserves the right to carry out technical and aesthetic modifications without prior notification.



**MATERIALS:**

<b>Body</b>	Low Lead Brass
<b>Armature tube</b>	Stainless steel AISI series 300
<b>Fixed core</b>	Stainless steel AISI series 400
<b>Plunger</b>	Stainless steel AISI series 400
<b>Phase displacement ring</b>	Gold plated copper
<b>Spring</b>	Stainless steel AISI series 300
<b>Seal</b>	R=RUBY
<b>Orifice: Insert slot</b>	Stainless steel AISI series 300

**On request:**  
**Connector**  
**Connector conformity**

Pg 9 or Pg 11  
 ISO 4400

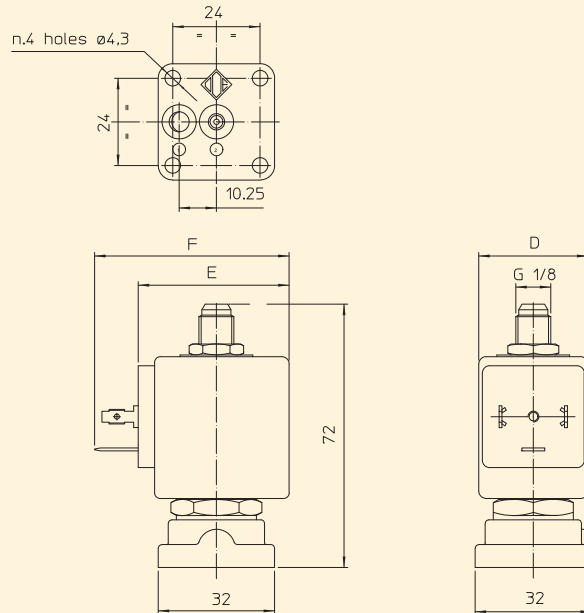
**FEATURES:**

**Electrical conformity** IEC 335  
**Protection degree** IP 65 EN 60529 (DIN 40050)  
 with coil fitted by connector.

**SPARE PARTS:**

- 1. Coil:**  
See coils list
- 2. Complete plunger:**  
Code R453258/RVX
- 3. Complete armature tube:**  
Code R450944/D
- 4. Gasket O-Ring:**  
Code R990002/VX

**DIMENSIONS:**



COIL TYPE	POWER ABSORPTION			DIMENSIONS		
	W =	Hold VA ~	Inrush VA ~	D mm	E mm	F mm
B	8	14,5	25	30	42	54