



DESCRIPTION

The Solenoid valves is made to guarantee the gas interception either for gas detector signals (methane, lpg, carbon monoxide and so on) and safety thermostats, or for an electric black out.
Closing time <1 sec.

TECHNICAL SPECIFICATIONS

- **Body material:** Brass UNI EN 12164CWN; Aluminium
- **Protection class:** IP 65
- **Power supply voltage tolerance:** -15% +10%
- **Ambient temperature:** - 20°C + 60°C
- **Max superficial temperature:** 80°C
- **Filtration metallic net:** for MD11-MD13
- **Approval certificate** IMQ CE-0051
- **EC certified according EN 161**
- **According to Directive 2014/34/EU Atex**
- **According to Directive 2014/30/EU**
(Electromagnetic Compatibility)
- **According to Directive 2014/35/EU** (Low Voltage)
- **According to Directive 2009/142/EC**

AVAILABLE ON REQUEST

- NPT version
- Flanged connections version
- Other filtration qualities
- Other options like position indicator switches on the safety shut off.

MANUAL RESET TYPE

In order to be more reliable this solenoid valves can be reset only when electrically supplied and only if the gas detector doesn't send any danger signal.

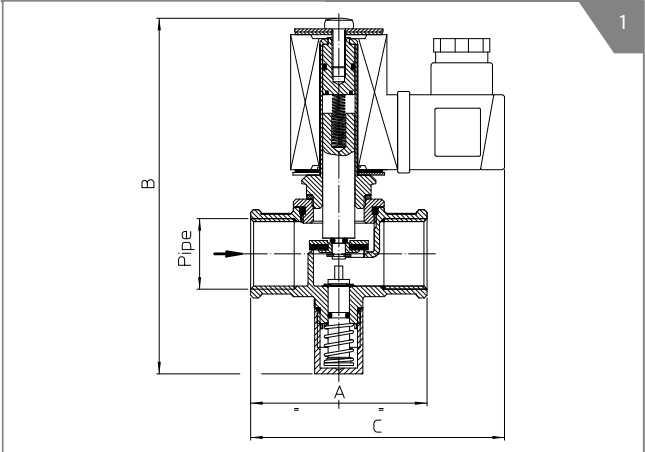
REPAIR KIT

These articles can not be supplied as spare part.

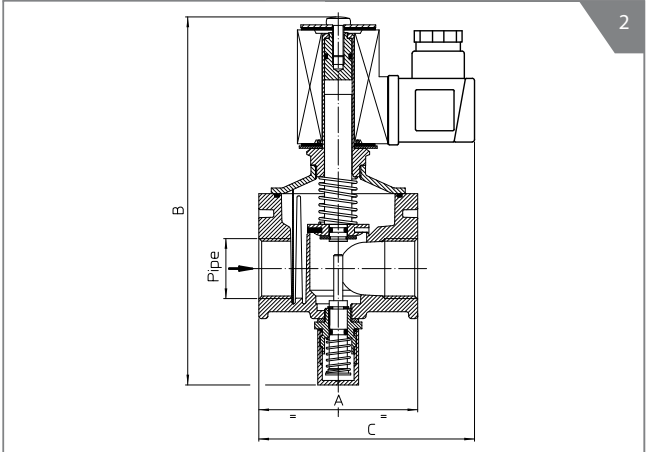
MD11	G04	C1	B	015	
Valve Series	G04= G 1/2	C1= N.C.	B= NBR	015	Orifice 10 ⁻¹ mm

Port connections	Ø [mm]	Max. working pressure [mbar]	Gas code	Coil type	Voltage code	Connector options Std included	Dimensions [mm]			Drawing reference
							A	B	C	
Normally closed in brass										
G 1/2	15	500	MD11G04C1B015	B	(See table)	A - C - D	66	133	92	1
G 3/4	20	500	MD11G05C1B020	B		A - C - D	66	133	92	1
G 1	25	500	MD11G06C1B025	B		A - C - D	82	142	100	1
Normally closed in aluminium										
G 1/2	15	500	MD12G04C1B015	B	(See table)	A - C - D	70	163	94	2
G 3/4	20	500	MD12G05C1B020	B		A - C - D	70	163	94	2
G 1	25	500	MD12G06C1B025	B		A - C - D	70	163	94	2
Normally closed in aluminium										
G 1 1/4	32	500	MD13G07C1B032	B	(See table)	A - C - D	160	215	-	3
G 1 1/2	40	500	MD13G08C1B040	B		A - C - D	160	215	-	3
G 2	50	500	MD13G09C1B050	B		A - C - D	160	245	-	3

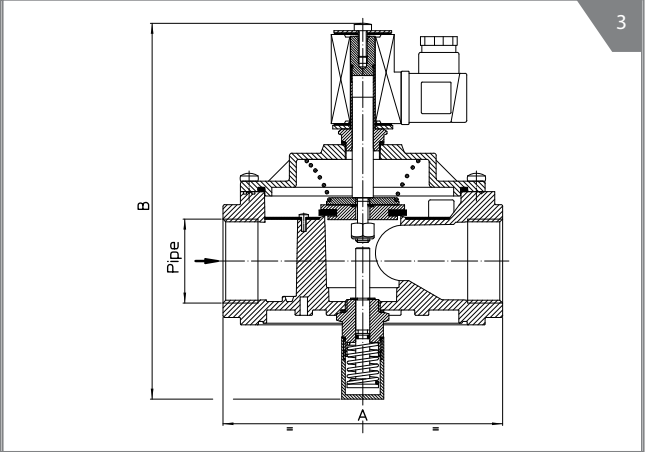
Drawing Reference



Drawing Reference



Drawing Reference



Coil type		Voltage [V]	Frequency [DC/Hz]	Power [W/VA]	Connector options
B	02	12	DC	8	A
	12	12 ~	50/60	8	C
	22	24	DC	8	A
	32	24 ~	50/60	8	C
	62	110 ~	50/60	8	D
	73	230 ~	50/60	9	D

Connector options

A	Standard
C	Rectified (12V 50/60 Hz - 24V 50/60 Hz)
D	Rectified (110V 50/60 Hz - 230V 50/60 Hz)

WARNING

For the solenoid valves installation and maintenance is recommended to consult the instruction sheet supplied with each product.

